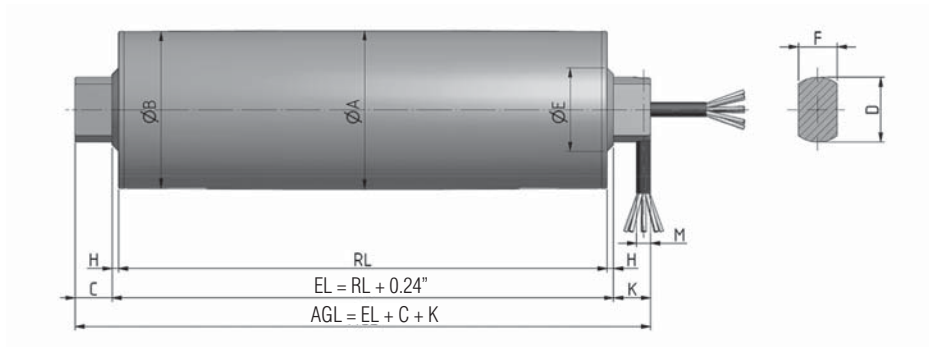


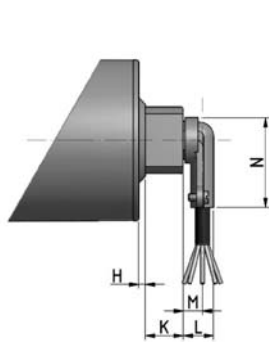


Motorized Pulley 80LP

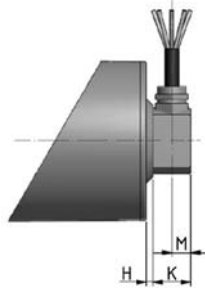
Ø 3.37 in. (80 mm), with planetary gearbox in polymer



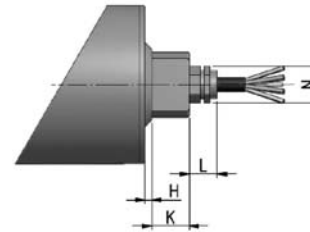
Motorized Pulley Standard Version.



Elbow connector in aluminum.



Cable connection 90°.



Straight connector.

Type/Option	A in	B in	C in	D in	E in	F in	G in	H in	K in	L in	M in	N in	Q in	T in
Motorized Pulley Standard Version	3.37	3.33	0.79	1.38	1.77	0.83		0.12	0.79		0.31			
Elbow connector in aluminum									0.79	0.71	0.47	1.89		
Cable connection 90 °									0.79		0.39			
Straight Connector									0.79	0.59		0.79		

Std. RL shell lengths (in)	11.81	13.78	15.75	17.72	19.69	21.65	23.62	25.6	27.56	29.53	31.5	33.46	35.43
Avg. weight (lbs)	9.5	10.0	10.5	11.0	11.0	11.5	12.0	17.0	17.5	18.0	19.0	20.0	20.5

- Min length: 9.96 in.
- Max length: 35.43 in
- Weights are approximate due to different shell executions and motor powers