

Motorized Pulley 80LS

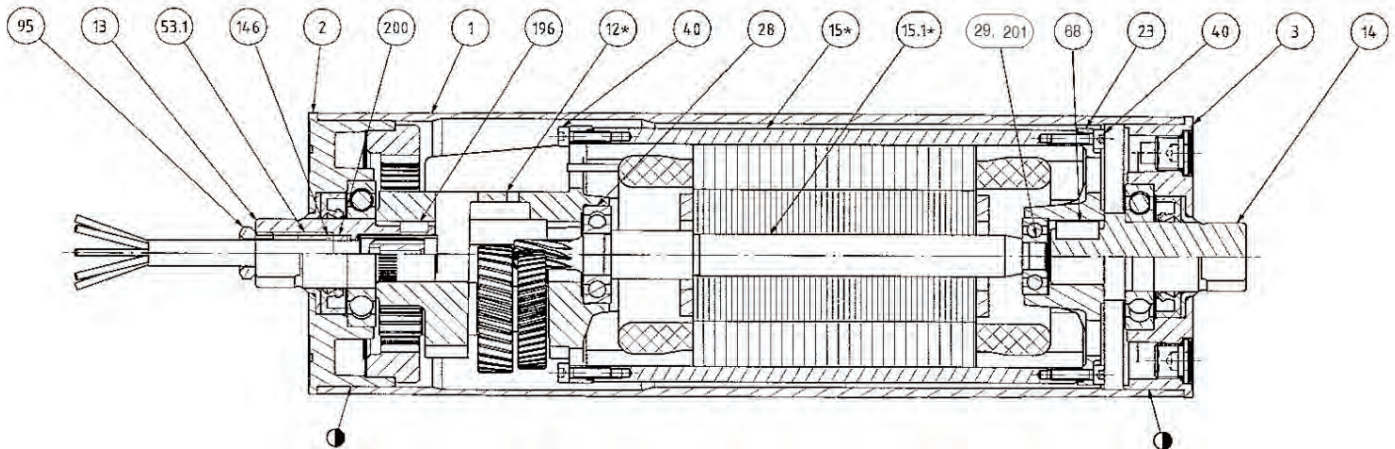
Ø 3.21 in. (80 mm), helical steel gearbox



Spare Parts List and Sectional Drawings

1	Pulley shell	15.1*	Rotor assembly	95	Straight connector
2	Bearing housing	23	Rear flange	146	Washer
3	Bearing housing	28	Ball bearing	196	Key
12*	Gearbox (3 stage shown)	29	Ball bearing	200	Rubber seal
13	Front shaft	40	Hexagon socket screw	201	Encoder (if applicable)
14	Rear shaft	53.1	Pressure nipple		
15*	Stator	68	Key		

80LS Standard: 3 stage gearbox with power cord



* Variable parts for other speeds and powers



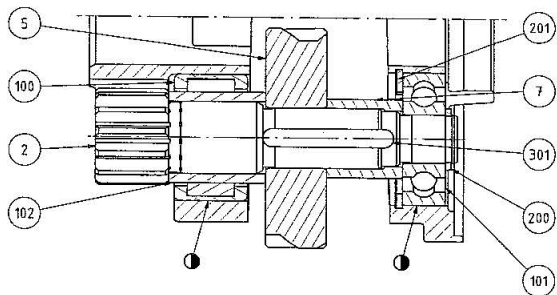
Motorized Pulley 80LS

Ø 3.21 in. (80 mm), helical steel gearbox

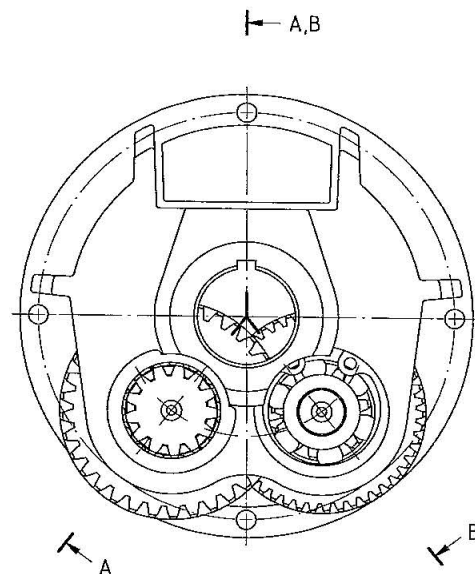
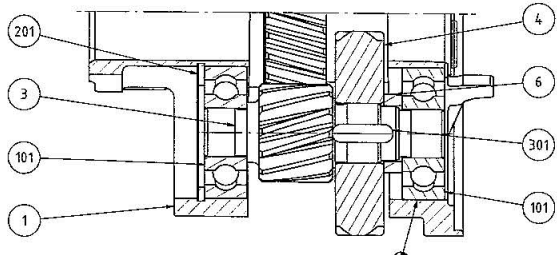
Spare Parts List and Sectional Drawings for Gearbox

1	Gear housing	6	Distance nipple	200	Retaining ring
2	Output pinion shaft	7	Distance nipple	201	Retaining ring
3	Intermediate pinion shaft	100	Needle bearing	300	Key
4	Input wheel	101	Ball bearing	301	Key
5	Intermediate wheel	102	Inner ring		

A-A (2 : 1)



B-B (2 : 1)



Motorized Pulley 80LS

Ø 3.21 in. (80 mm), helical steel gearbox



Spare Parts List and Sectional Drawing for End Housing

- | | |
|-----|----------------------|
| 1 | End housing |
| 2 | Deflection seal |
| 3 | Oil plug |
| 4 | Oil plug with magnet |
| 100 | Ball bearing |
| 200 | Shaft seal |

